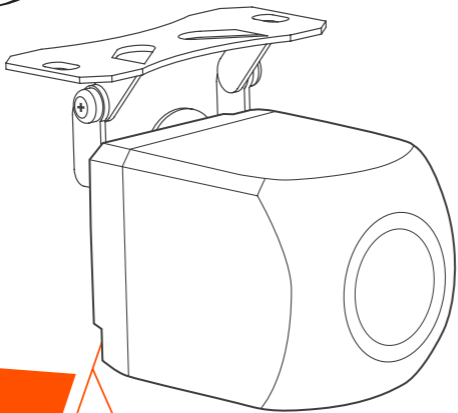


Technology - Art - Sound
Manufactured by
elettromedia



HM CAM W01

Wi-Fi camera

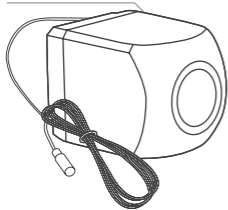
hertzaudiovideo.com

QUICK START GUIDE

HERTZ
The Sound Experience

1 PACKAGING CONTENTS

Camera (0.6mt cable with built-in antenna)



2 x fixing screws



Mounting bracket



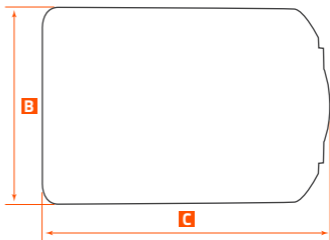
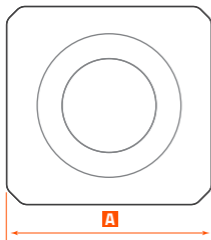
Cushion Tape



Extension cable (2,4m / 94,49 in.)



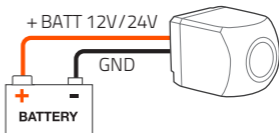
2 DIMENSIONS



	A	B	C	
HM CAM W01	23	23	33	mm
	0.3	0.3	1.29	in.

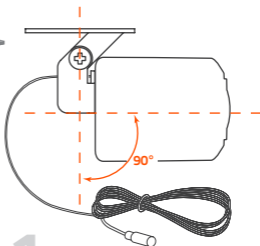
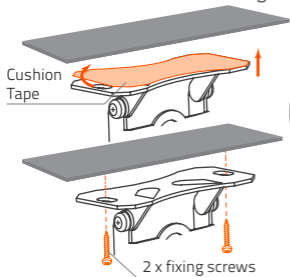
3 INSTALLATION

WARNING: If you do not have a breaker in the power circuit, it is recommended to mount an in-line 0,5 A quick blow fuse on the red "+BATT 12V/24V" cable.

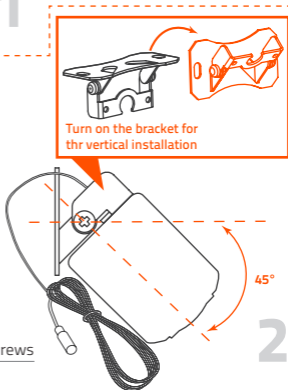
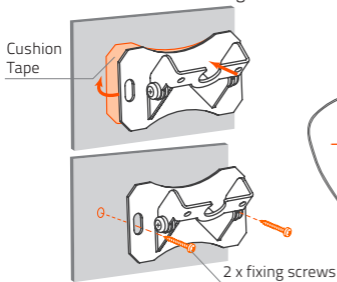


4 MOUNTING

OPTION 1 - Horizontal mounting



OPTION 2 - Vertical mounting



5 APP INSTALLATION



OPTION 1

Search for **HertzCam** in Play Store, then select "Install".

OPTION 2

Scan the Play Store QR code from the android device to access the Play Store and select "Install".



OPTION 3

Scan the Website QR code from your android device. Download the application. Once the download is complete, select "Install".



OPTION 1

Search for **HertzCam** in the Apple App Store, then select "Get" and "Install".



OPTION 2

Scan the iOS QR code from the Apple device to access the Apple App Store, then select "Get" and "Install".



6

HOW TO USE THE **HertzCam** APP ON MOBILE DEVICES

- Open the **HertzCam** APP  and does not automatically show the "HM_CAM_W01_XXXXXX" network to connect to, select the Wi-Fi connection icon .
(Geolocation permissions are required. You will be requested to enable this function before going ahead)
- Turn on Wi-Fi and scan for available Wi-Fi networks.
- Select the Wi-Fi network named "HM_CAM_W01_XXXXXX"
(**note:** XXXXX is the camera identification number)


IMPORTANT: on Android devices with OS up to and including version 10, when the pop up shown below appears, select "**Cancel**".

This Wi-Fi network has no Internet access. Connect anyway?

CANCEL

CONNECT



- Return to the **HertzCam** APP to use the Wi-Fi camera (when the Wi-Fi connection with the camera is active the icon  is white).

7 APP FUNCTIONS



Record

Select to start or stop a recording from the camera.



Photo

Select to take a photo from the camera.



Media Library

Select to view or manage videos and photos.



Wifi connection

Touch to select the **HM CAM W01** WI-Fi network to connect to.



Image mirroring

Select to switch from direct to mirror view and vice versa.



Setting

Select to enable or disable the parking lines.

Remark: touch the screen to enable/disable the functions bar. The functions bar is automatically hidden after 10 sec. of inactivity.

8 MAINTENANCE

Routine maintenance should be carried out on a regular basis for correct operation:

Spray the camera and lens with fresh water and wipe with a soft cloth to remove debris or dirt deposits.

9 TROUBLE SHOOTING

ROBLEM	CAUSE	REMEDY
Wi-Fi hotspot generated by the camera not found	Camera is not turned on.	Power cable connection not properly connected Make sure that the power cable connections are tight and free from oxidation.
		Fuse blown (if used) Replace with new fuse.
No video.	Phone not connected with the hotspot generated by the camera (Wi-Fi icon is RED).	Find the wifi hotspot generated by the camera and connect (es.: "HM_CAM_W01_xxxx").
Blurred video.	The lens is dirty .	Clean the lens with fresh water and a soft cloth.
Video is not smooth.	The Wi-Fi signal is poor.	Check if the antenna is shielded by metal.
Shaking video.	Camera is not correctly fixed.	Check to ensure camera is mounted and secured tightly.

10 TECHNICAL SPECIFICATIONS

Power supply	DC 12V ~ 24V
Max power consumption	2 W
Camera sensor type	CMOS
Angle of view (Deg.)	90° Vertical, 120° Horizontal
Night sight distance	4 m ~ 10 m
Minimum illumination	0.1 Lux
Transmission method	Wireless 2.4Ghz 56Mbps (802.11g)
Transmission distance	30 m
IP rating	IP67
Operating temp.	-10°C ~ +75°C (14°F ~ +167°F)
System requirement	iOS 11+, Android 9+
Video compression	H.264
Resolution	720p (1280x720pixel)
Frame rate	30 fps
Effective pixels	0,92 megapixel
Size (mm/in.)	23 x 23 x 33 / 0.03 x 0.03 x 1.29
Weight (Kg/Lbs)	0,086 / 0.189 (including the cable)

FML020_REV.21C

All specifications subject to change without notice

HERTZ

PART OF **ELETTROMEDIA** Strada Regina Km 3,500 - Marignano
62018 Potenza Picena (MC) Italy, T +39 0733 870 870 - F +39 0733 870 880
www.elettromedia.it